

Implementation of the Updated pan-European Indicators for SFM in the questionnaires – the substantially altered indicators

FOREST EUROPE, Liaison Unit Bratislava

Advisory Group on the preparation of the report „State of Europe´s
Forests

Bratislava, 27-28 September 2017

Altered indicators in Updated pan-European Indicators for SFM

- ▶ A few substantially altered indicators among the Updated pan-European Indicators (UPEI) for SFM adopted by the Madrid Ministerial Conference in 2015 as compared to the previous criteria and indicators (Improved Pan-European Indicators for SFM approved in 2003).
- ▶ Alterations concerns mainly the name, full text, reported categories and/or rationale,
- ▶ Among the most altered indicators belong mainly these quantitative indicators:
 - ▶ 6.4 "Investments in forests and forestry"
 - ▶ 6.10 "Recreation in forests"
 - ▶ 4.2 "Regeneration"
 - ▶ 4.3 "Naturalness"
 - ▶ 1.4 "Forest carbon" and
 - ▶ originally quantitative indicator 3.5 "Forests under management plans".



Quantitative Indicator 6.4

“Investments in forests and forestry”

History of the development of the indicator 6.4

Reporting for SoEF	Title (T)	Full text (FT)	Reported categories (RC)
2011	Expenditure for services	Total expenditures for long-term sustainable services from forests	Government expenditure on: <ul style="list-style-type: none"> - Ecological services, - Biosphere service, - Social and amenity, - Other services.
2015	Expenditure for services	Total expenditures for long-term sustainable services from forests	Total expenditures subdivided into: <ul style="list-style-type: none"> - gross expenditure on public forests; - transfer payment to private sector; - cost of forest administration Total revenue subdivided into: <ul style="list-style-type: none"> - gross revenue from public forests; - all other government revenues from forestry and forest products.
2020	Investments in forests and forestry	Total public and private investments in forests and forestry	The reported categories described in the Background information for the Updated pan-European Indicators for SFM as of 3 June 2015 correspond to those reported for SoEF 2015 plus Total private investments and Total private revenues. But it is not clarified so far, how should be understood the term "investments".

Options/alternatives how should be understood the term “investments”

1. **Investments as a synonym to general economic terms:** funding, expenditures, costs, resulting in following reporting categories:
 - ▶ Total public investments subdivided into: gross expenditures on public forests, transfer payment to private sector, cost of forest administration; and Total private investments.

This alternative (1) follows the Background information as of 3 June 2015.

2. **Investments as a synonym to capital expenditures** resulting in following reporting categories:
 - ▶ Total public and private capital expenditures in forestry,
3. **Combination of both previous alternatives** 1) and 2).
4. Another option (close to Alternative 2) is to base reporting the indicator 6.4 on the **Eurostat European Forest Accounts**; then the reporting categories would be:
 - ▶ Gross fixed capital formation
 - ▶ Fixed capital consumption and
 - ▶ Capital transfers



Tools for collection of expert opinions on the indicator 6.4

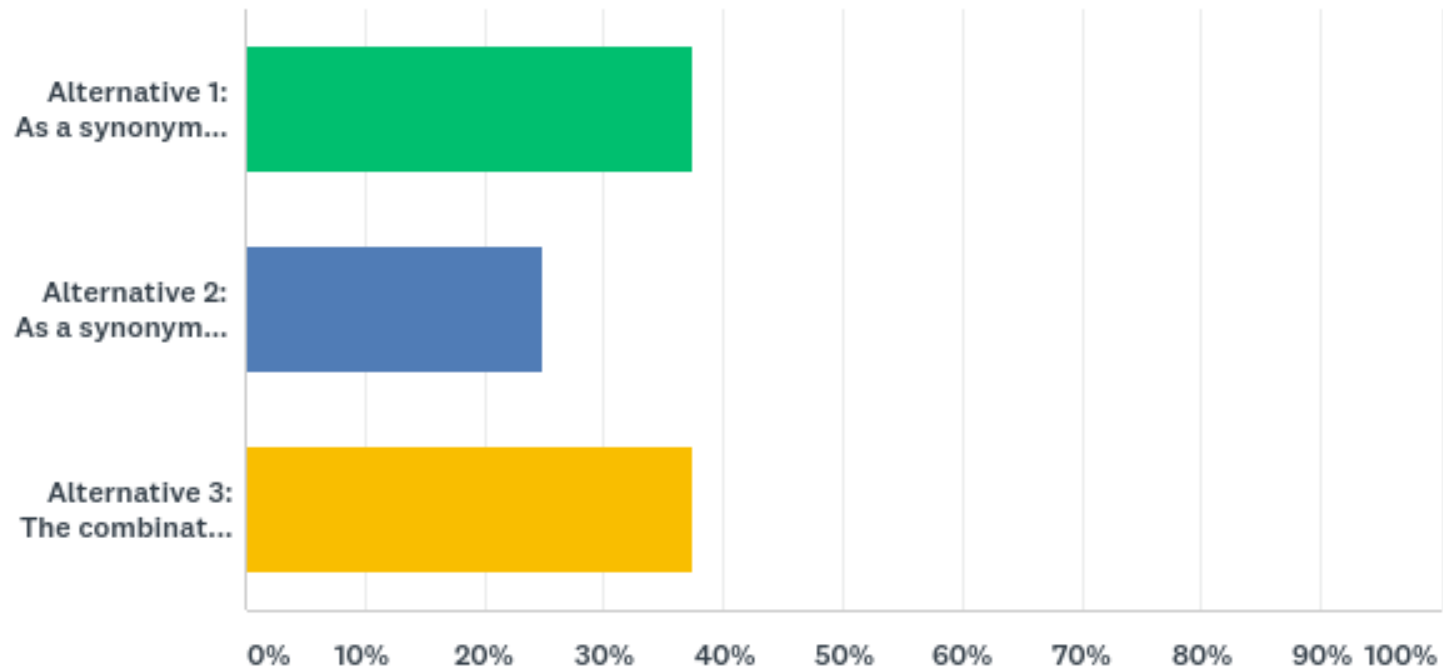
- ▶ LUB team triggered the online survey through the link: https://www.surveymonkey.com/r/Questionnaire_indicator_6_4 to obtain the countries' opinions on the future reporting approach to the indicator 6.4.
- ▶ There was triggered also discussion at the FOREST EUROPE LUB Communication platform <http://foresteurope.org/forestforum/communication-platform/?wpforo=signin>.
- ▶ We still expect the opinions of experts mainly on incorporation of mentioned changes in indicator 6.4 into the Joint FOREST EUROPE/UNECE/FAO questionnaire on quantitative indicators.
- ▶ Disadvantage is very low active participation of experts in the discussion until now:
 - ▶ 16 experts representing 11 countries and Eurostat including 1 independent consultant and 1 unknown respondent have replied so far on the online survey.
 - ▶ Only 3 experts joined the discussion on this indicator at the FE Communication platform.
 - ▶ Countries responding so far: Turkey 2x, Poland, Slovakia, Germany 2x, Austria, Switzerland, Croatia, Cyprus, UK, Spain, Finland.



Preliminary results of the on-line survey on indicator 6.4

Q1 Question 1: How the term "investments" should be understood

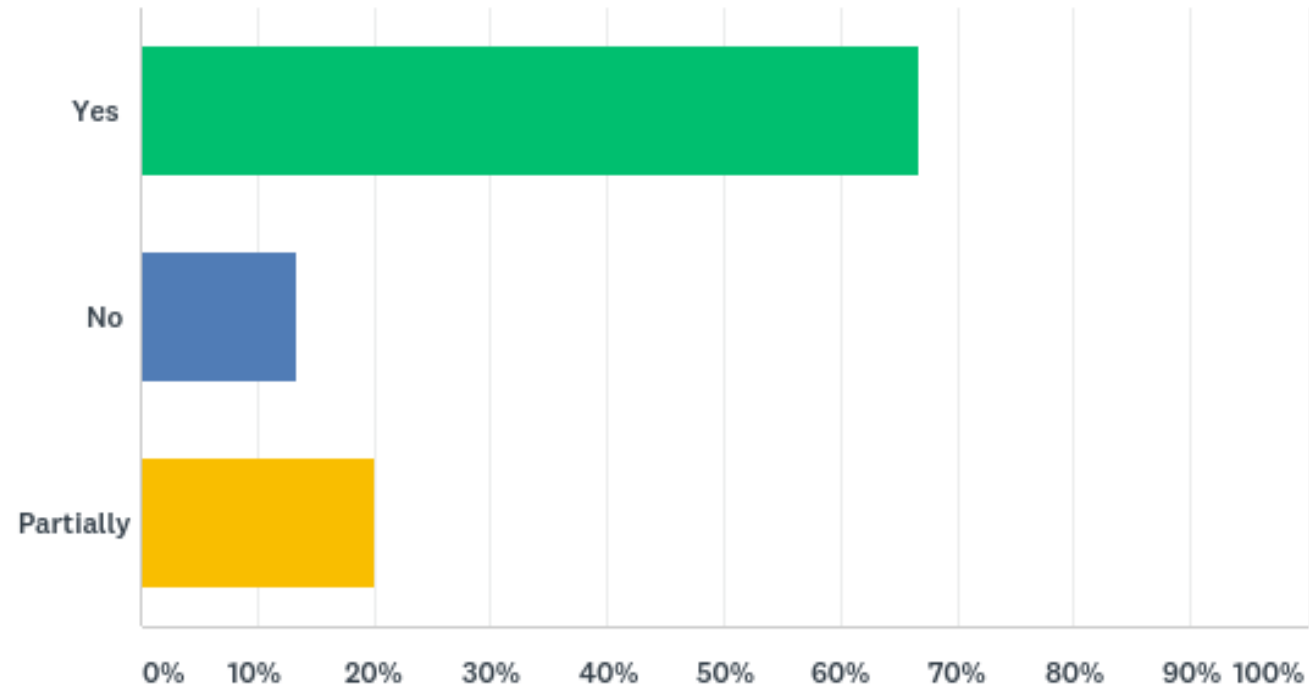
Answered: 16 Skipped: 0



Question 2: Do you support the following reporting content and format (applicable for the Alternative 1 and Alternative 3 as defined in Question 1)?

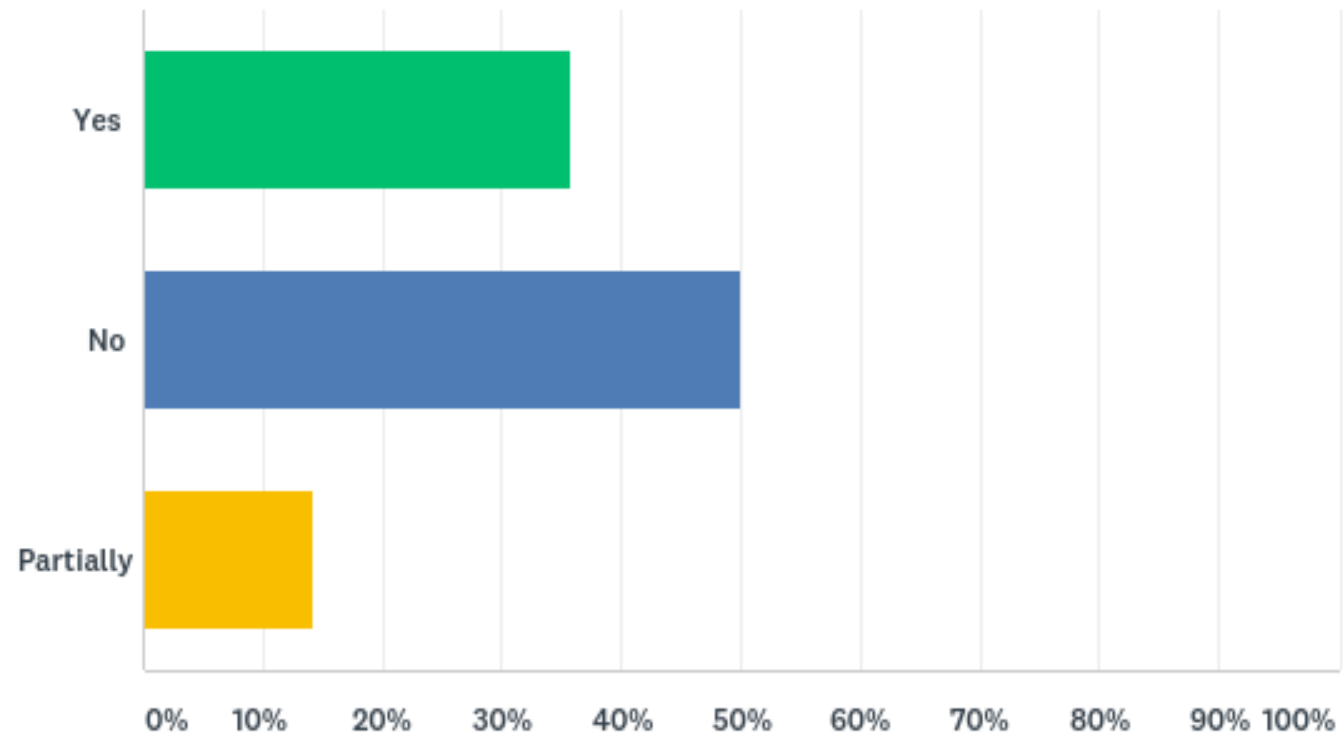
Year	Total public investments			Total private investments	Total
	Gross expenditures on public forests	Transfer payment to private sector	Cost of forest administration		
2015					
2010					
2005					
2000					
1990					

Answered: 15 Skipped: 1



Question 3: Do you support reporting on the “Total private investments” subdivided into subcategories (gross expenditures, transfer payment, cost of forest administration) in your country?

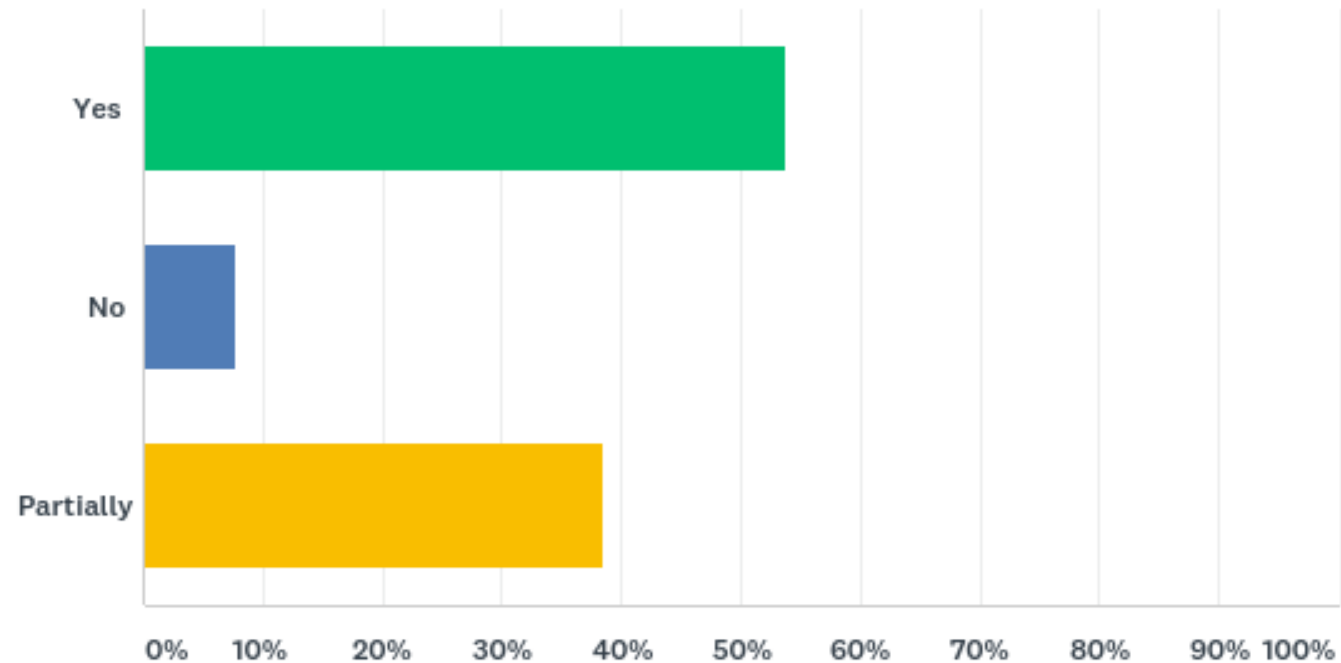
Answered: 14 Skipped: 2



Question 4: Do you support the following reporting content and format (applicable for the Alternative 2 and Alternative 3 as defined in Question 1)?

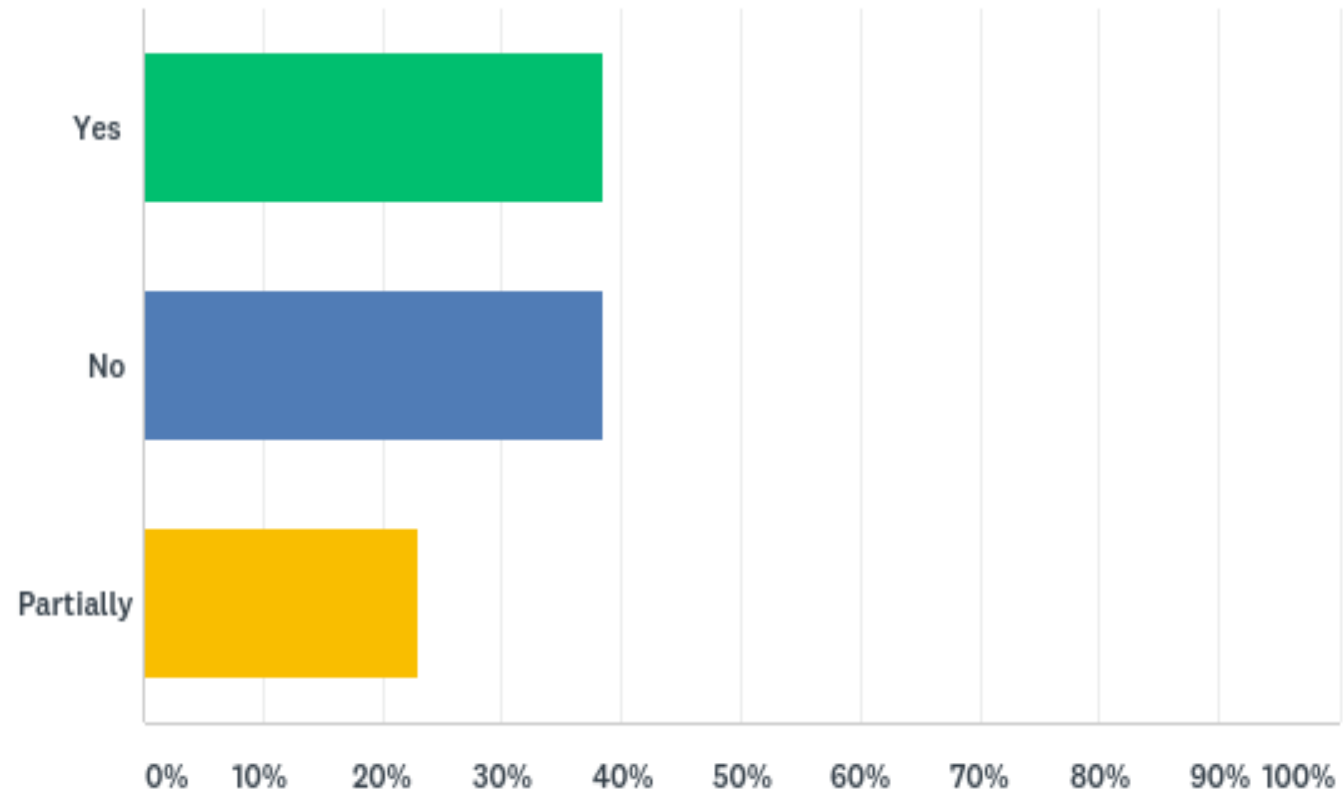
Year	Total public capital expenditures			Total private capital expenditures	Total
	Construction	Machinery and equipment	Other and intangible CAPEX		
2015					
2010					
2005					
2000					
1990					

Answered: 13 Skipped: 3



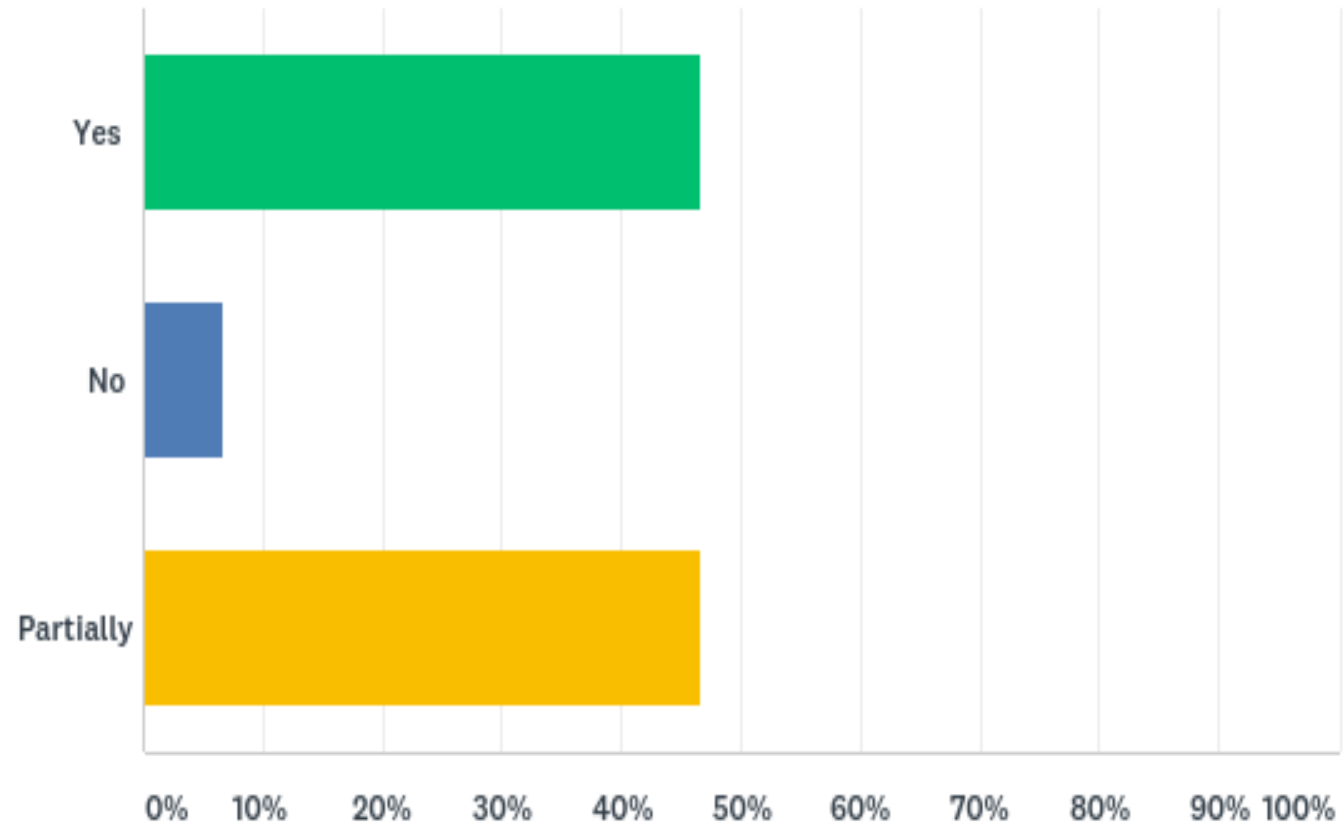
Question 5: Do you support reporting on the “Total private capital expenditures” subdivided into subcategories (construction, machinery and equipment, other and intangible)?

Answered: 13 Skipped: 3



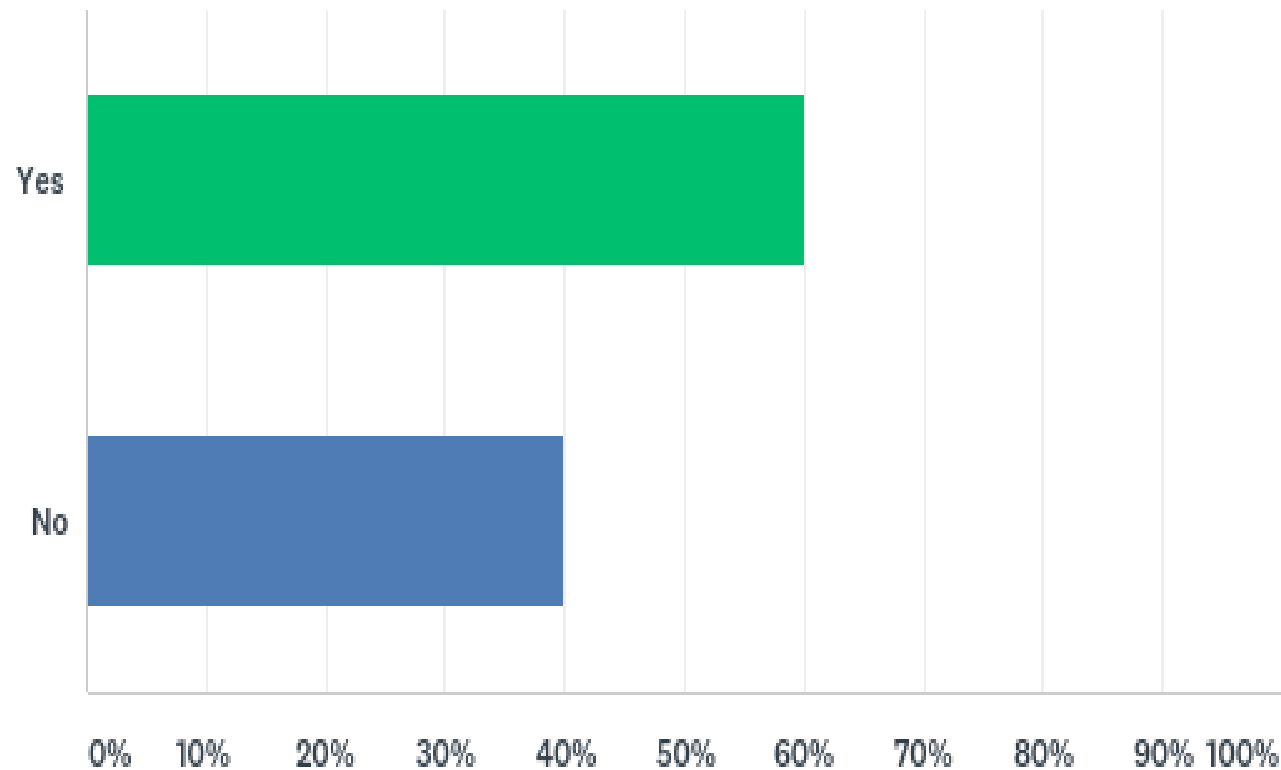
Question 6: Do you agree with following definition of "public investments" in forests and forestry?

Answered: 15 Skipped: 1



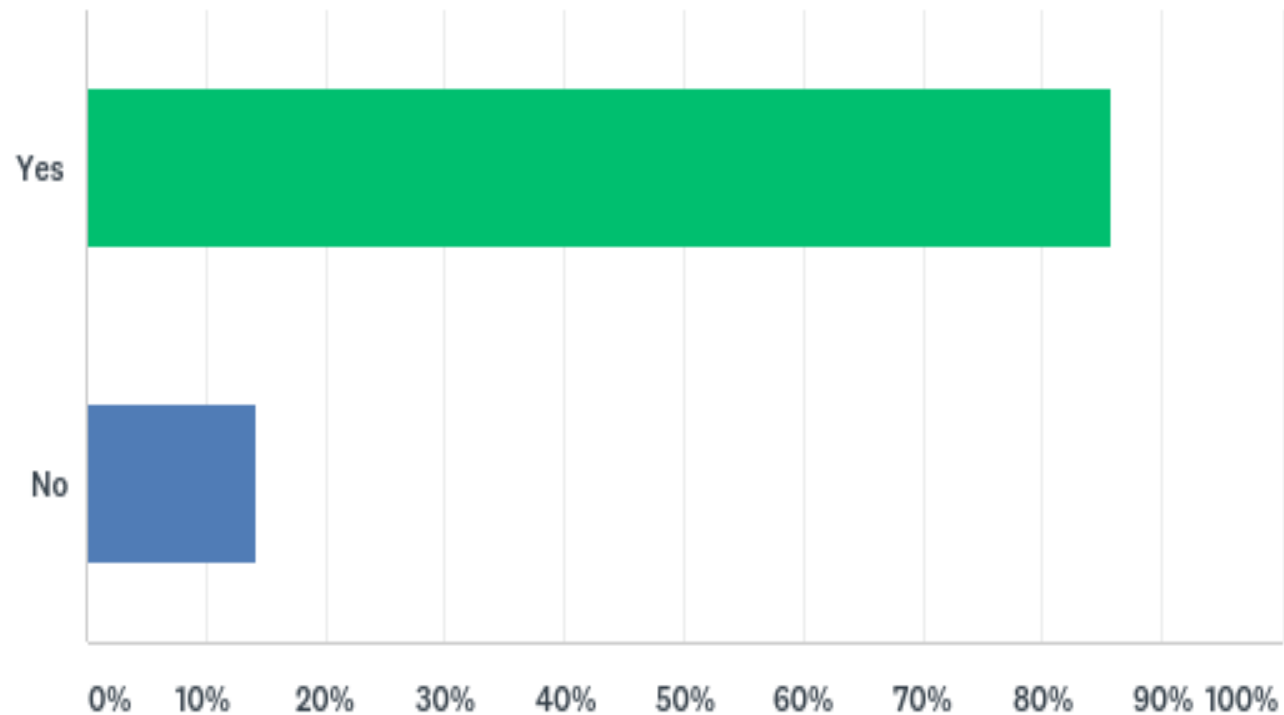
Question 7: Should we continue with data collection and reporting on “revenues” from the forest and forest industry?

Answered: 15 Skipped: 1



Question 8: Do you think that data reporting on “revenues” should be moved into the indicator 6.3 “Net revenue”?

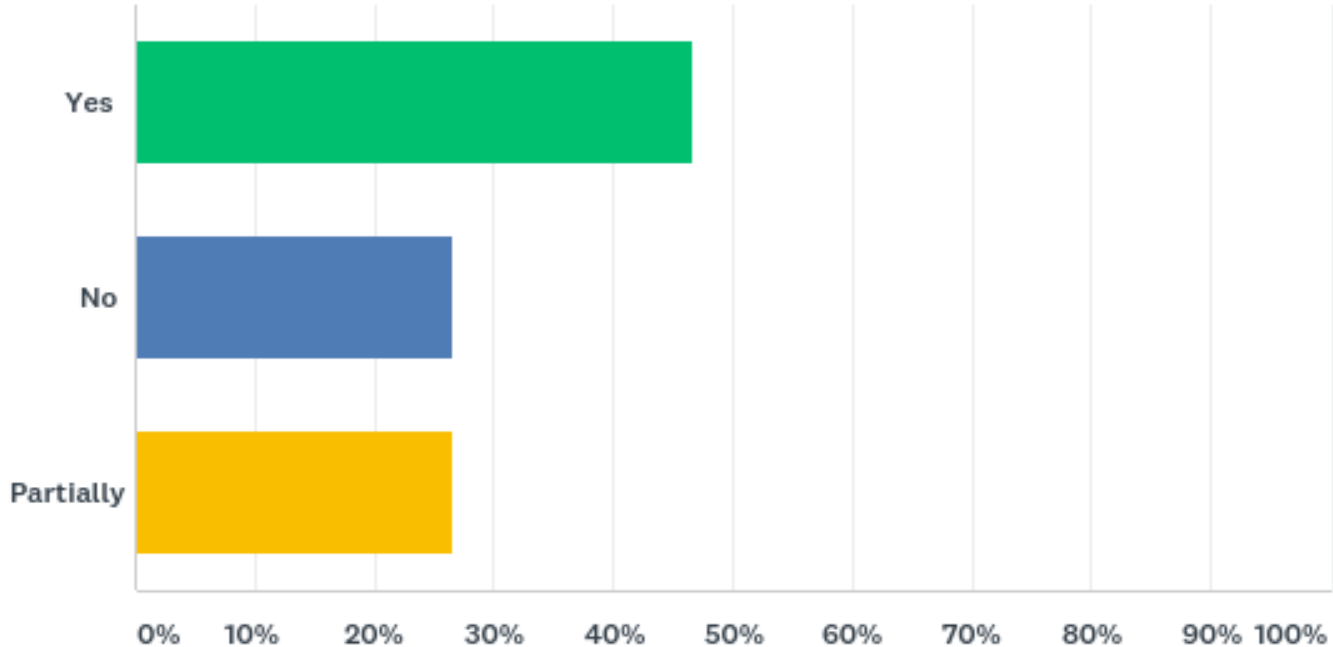
Answered: 14 Skipped: 2



Question 9: Do you support the following reporting content and format for the Total public and private revenue from forest and forest industry?

Year	Gross revenue from forests		Revenue from forest (wood-processing) industry	All other government revenues from forestry and forest products	Total
	Public	Private			
2015					
2010					
2005					
2000					
1990					

Answered: 15 Skipped: 1





Possible alternative according to EUROSTAT Economic Forest Accounts

- ▶ There are some relevant opinions explaining that this indicator could be linked to Eurostat Economic Forest Accounts, where some harmonization have already been done.
- ▶ We have already proposed the reporting form 6.4 also for the EFA alternative which is very close to alternative 2.
- ▶ After possible complement it with the Gross expenditures and Cost of forest administration this alternative would be close to present Alternative 3.
- ▶ The “Reporting form 6.4: Investments in forest and forestry” included in the proposal of the FE/UNECE/FAO questionnaire is a preliminary proposal built on the alternative 3).
- ▶ Proposal will be reformulated accordingly after processing of outcomes of the online survey and after other consultation: Advisory Group, FE Communication platform, other experts.



Quantitative Indicator 6.10 “Recreation in Forests”

Indicator 6.10 "Recreation in forests"

- Title was changed to „**Recreation in forests**“
- Full text was complemented by the text: "... **provision of facilities and intensity of use**".
- It was complemented within the **reported categories**

It needs to:

- formulate the reporting **approach and definition for "provision of facilities"** within the recreation,
- propose **which facilities should be monitored and reported.**

	<i>Updated status by UPEI</i>	<i>Previous status by C&I for SFM</i>
Title	Recreation in forests	Accessibility for recreation
Full text	The use of forests and other wooded land for recreation in terms of right of access, <u>provision of facilities and intensity of use</u>	Area of forests and other wooded land where public has a right of access for recreational purposes and indication
Reported categories	Accessibility for recreation: <ul style="list-style-type: none"> – Total area of forest and other wooded land with access available to the public for recreational purposes – Total area of forest and other wooded land primarily designated or managed for public recreation Intensity of use: <ul style="list-style-type: none"> – Number of visits in total forests and other wooded land 	Accessibility for recreation: <ul style="list-style-type: none"> – Area with access available to the public for recreational purposes – Area primarily designated or managed for public recreation Intensity of use: <ul style="list-style-type: none"> – Annual number of visits

Reporting content and format provision of facilities and intensity of use

Table 6.10b: Intensity of use

Category	Year	Annual number of visits in (million persons)	
		Area available for public recreation	Area primarily designated and/ managed for public recreation
	2015		
	2010		
	2005		

Table 6.10c: Recreation facilities

Category	Year	Facility		
	2015	Forest roads and paths available for public recreation	Alt.1: lengths in 1000 km; Alt.2: m.km ⁻²	
		- Of that designated for hiking, biking, cross country skiing, etc.		

Table 6.10d Other recreation facilities - pilot reporting

Category	Year	Facility	Measurement unit	Extent / Multiplicity	Categ	
	2015					



Indicator 4.2 Regeneration
Indicator 4.3 Naturalness

Reporting content and format of the Indicator 4.2 Regeneration

Table 4.2a Total forest area by stand origin

Category	Year	Total area of forest by stand origin (1000 ha)			
		Natural regeneration and expansion	Afforestation and regeneration by planting and/or seeding	Coppice	Unknown
Forest	2015				
	2010				
	2005				
	2000				
	1990				

Table 4.2b Annual forest regeneration and expansion

Category	Year	Annual forest regeneration and expansion (1000 ha)				
		Expansion of forest area		Regeneration of forest area		
		Afforestation	Natural expansion	Natural regeneration	Planting and seeding	Coppice
Forest	2015					
	2010					
	2005					
	2000					
	1990					

Reporting content and format of the Indicator 4.3 Naturalness

Table 4.3b: Naturalness by subclasses

Category	Year	Area (1000 ha)						
		Semi-natural					Plantations	
		Naturally established	Naturalised introduced species	Established by planting and/or seeding	Coppice	Unknown origin	Native species	Introduced species
Forest	2020							
	2015							
	2010							
	2005							
	2000							
	1990							



Indicator: “ Forests under management plan or equivalent”

- ▶ Indicator „Forest under management plan or equivalent“ was transferred from quantitative indicators among the qualitative C.1 as a descriptive question b.
- ▶ Complemented „descriptive questions“ :
 - ▶ Are forest management plans an obligatory instrument?
 - ▶ Are the forest-related management plans / equivalents registered with an official body?
 - ▶ Are the measures of forest management plans or equivalents compulsory?
 - ▶ Do forest management plans regulate:
 - ▶ Volume of harvest, Regeneration systems, Species composition, Tending and other silvicultural operations, Deadwood volume, Others



Indicator 1.4 „Forest carbon“

- ▶ This indicator was complemented by the reported category: “Carbon stock and stock change in harvested wood products” in Million tonnes of carbon in respective reporting years.
- ▶ The source for this information will be the annual country reports on greenhouse gas inventories to UNFCCC/KP.