



EUROPEAN FOREST INSTITUTE
CENTRAL-EAST AND SOUTH-EAST EUROPEAN
REGIONAL OFFICE - EFICEEC-EFISEE

**Stefanie Linser, EFICEEC
& Rastislav Rasi, FOREST EUROPE**

Survey on national sets of indicators for SFM - First results


**2nd Meeting of the Expert Group on Implementation of the Updated
pan-European Indicators for SFM, 17-18.10.2017, Vienna, Austria**





Background

- EFI Study (2013)
- Information about further elaborations and revisions of national sets of indicators for SFM



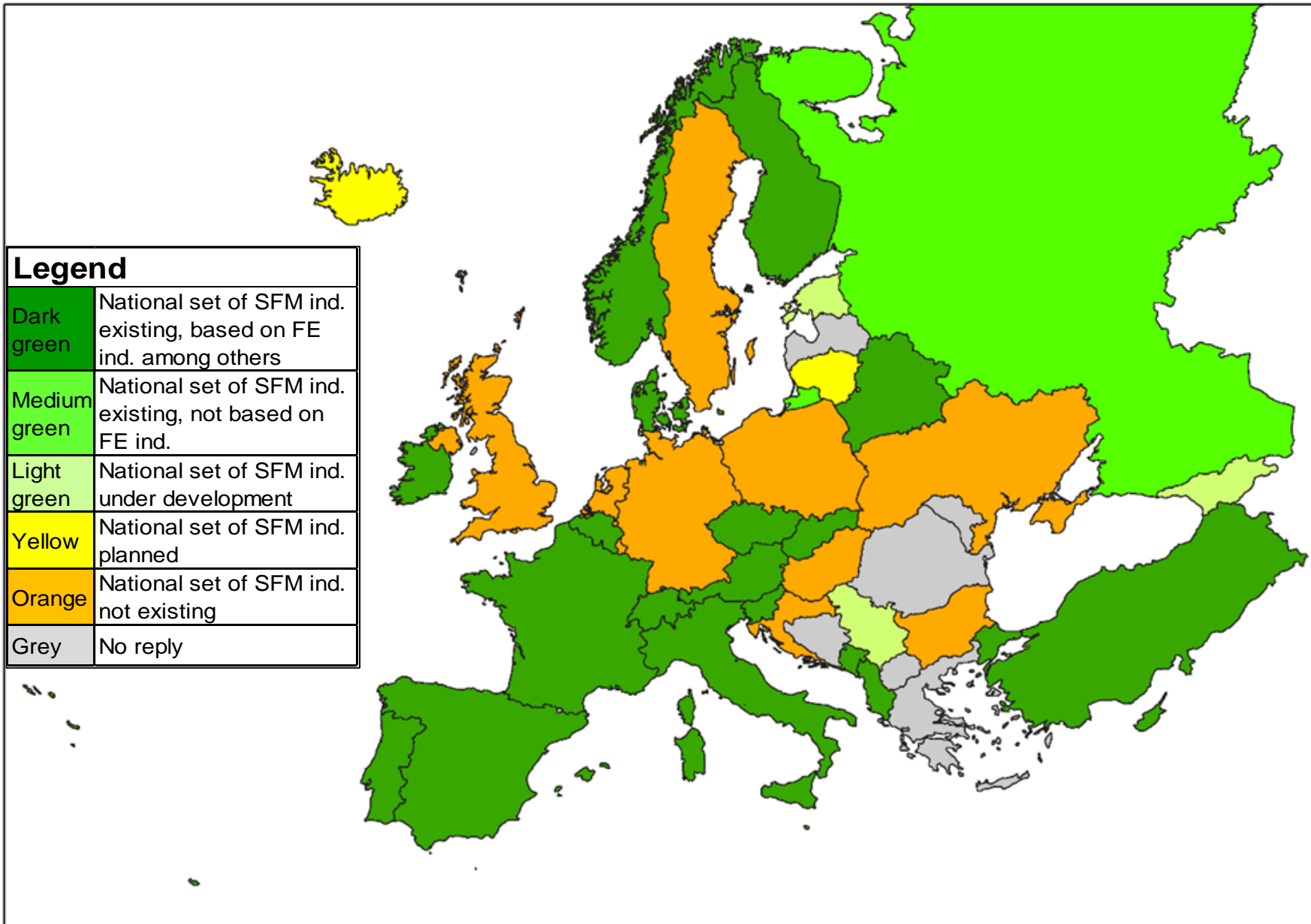


General information on the survey

Conducted by:	FOREST EUROPE – Liaison Unit Bratislava and EFICEEC
Period of the survey:	8 June 2017 – 5 September 2017
Survey tool:	https://www.surveymonkey.com/r/nationalSFMindicators
Survey coverage:	FOREST EUROPE signatory countries
Total number of responses:	37 (out of 46 signatory countries) 80 % response rate

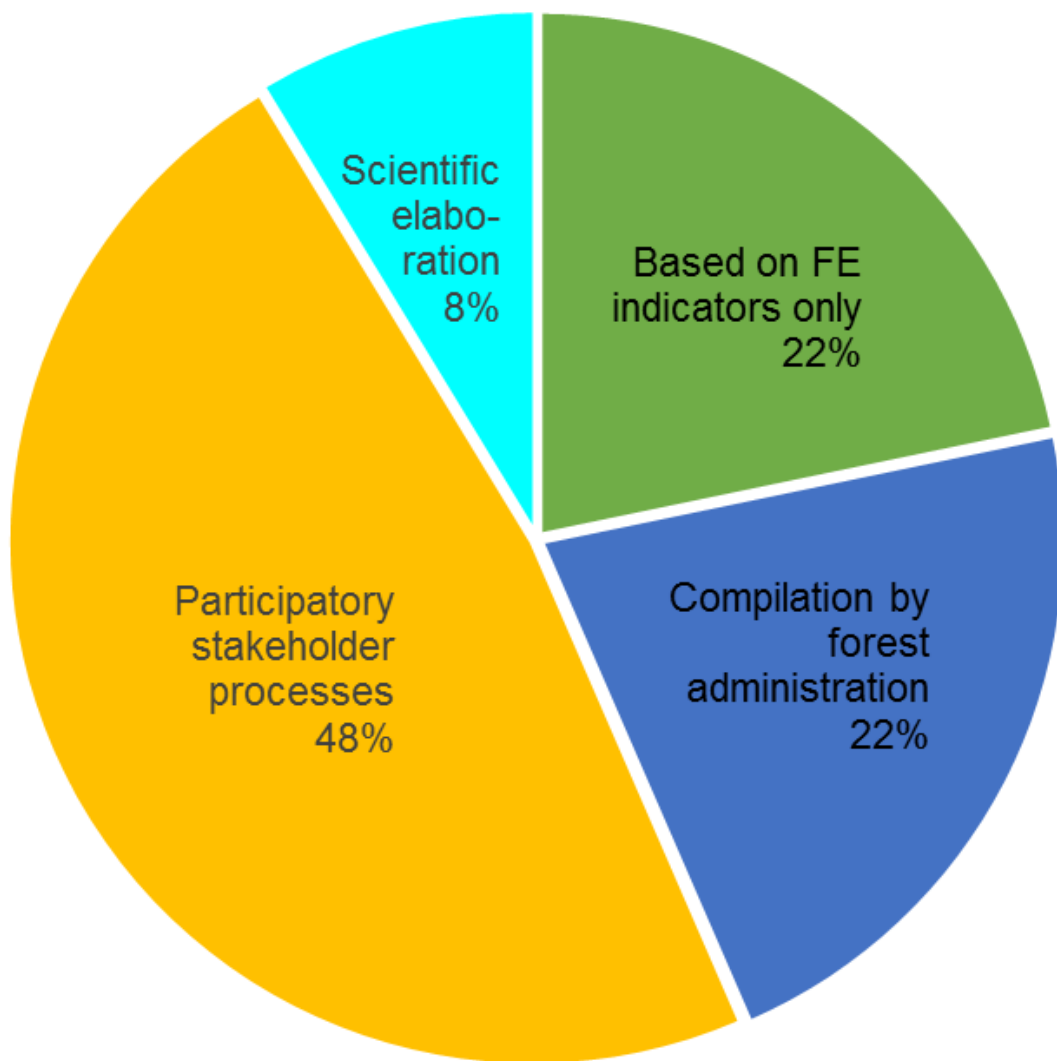


National sets of SFM indicators



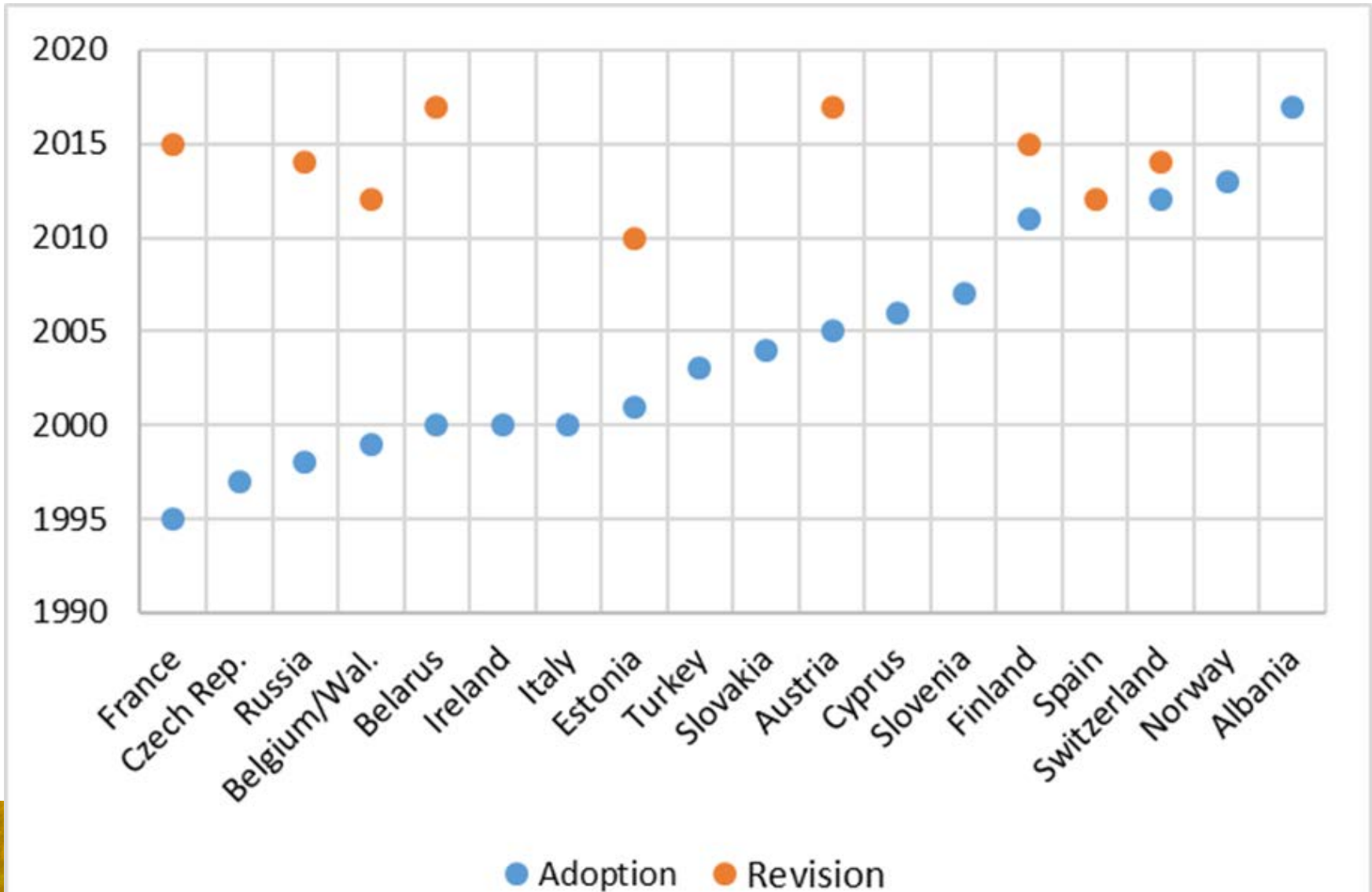


Process of elaboration of the national sets of indicators for SFM



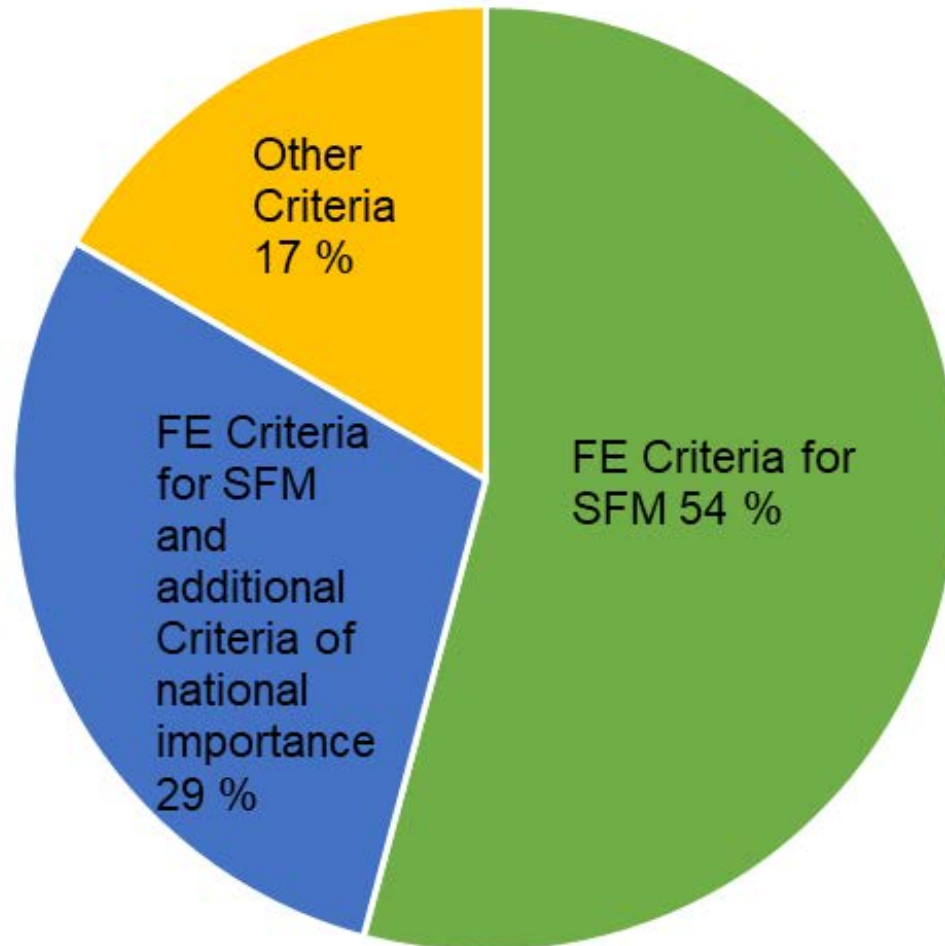


Chronological developments of national indicator sets






Structure of the national sets of indicators for SFM





Origin of the indicators

- All indicator sets, except Russian one are based on FE indicators (7-45 ind.)
- In 5 countries FE ind. are the only source
- Other sets contain also
 - FRA indicators (2-all)
 - Indicators from Global Conventions (1-3)
 - additional indicators of national importance (1-83)






Key indicators or indices

5 countries (AL, AT, FI, RU, SI, CH) selected 3 to 21 **key indicators** out of their national sets.


4 countries (AL, AT, ES, CH) use related **indices**, like the Biodiversity Index, Simpson Diversity Index, Bird Index





Model-based elaboration

- Pressure-State-Response-Model applied in Belgium/Wallon.
- Cockpit Model applied in Switzerland






National subsets

Thematic subsets of forest-related indicators in 6 countries:

- Biodiversity (ES, FR)
- Desertification (ES)
- Climate change/carbon (ES, FR, ME)
- Contribution to markets/economic activities (CZ, FR)
- Non-wood forest products (ME)
- Contribution of forests to welfare (FR)
- Research (CZ)
- International activities (CZ)






Data availability

Only 5 countries (CZ, SI, BY, DK, TR) can report national data for all of their national indicators.


In Austria, France and Spain data is missing for only one or two indicators.





Basis for national reports on SFM


- National indicator sets are the basis of a related national report on SFM in 9 countries (AT, CZ, DK, EE, RU, SI, ES, CH, TR)
- Planned in the near future in 4 four countries (BE/Wallonia, IS, LT, PT)





Targets and thresholds


- In Austria, Russia and Slovenia all indicators for SFM have defined targets or thresholds.
- In 9 countries (CZ, BY, BE/Wallonia, EE, IE, FI, SK, PT, CH) at least some indicators have defined targets or thresholds.





Check of effectiveness of National Forest Programmes or Strategies

- by national SFM indicators in eleven countries
(BY, CZ, DK, EE, FI, PT, RU, SK, SI, CH, TR)
- planned in seven countries
(AT, BE/Wallonia, FR, IS, LT, ME, ES)





Thank you for your attention!


Dr. Stefanie Linser,

European Forest Institute – Central-East European Regional Office EFICEEC

c/o InFER, Institute of Forest, Environmental, and Natural Resource Policy

University of Natural Resources and Life Sciences, Vienna (BOKU)

stefanie.linser@efi.int





Implementation of C&I for SFM in Europe

- Pan-European C&I for SFM used as a basis for the development of national level indicators in 25 of the 46 signatory states (EFI, 2013)

